

IMPATIENS, VEGETATIVE

The leaves of *Impatiens* species are more variable than noted in Floras, but the species can still be separated vegetatively once *c.* 50 cm tall (there may be some difficulty with *I. capensis* and *I. noli-tangere*). Lower leaves tend to be smaller and have fewer teeth than upper leaves. The number of teeth per cm should be measured at the middle of the leaf on 2-3 leaves for each plant. There should be no difficulty in separating the species in flower (see Stace's *New Flora*). There is a map of *I. noli-tangere* in the *Scarce Plants*. *I. capensis* is becoming quite widespread.

- | | | | |
|---|---|-------------------------------------|---|
| 1 | Leaves in whorls of 2-3; mean number of teeth <i>c.</i> 4/cm (range 2-6) (Fig. a) | <i>I. glandulifera</i> Royle | |
| 1 | Leaves alternate | | 2 |
| 2 | Mean number of teeth <i>c.</i> 3.7/cm (range 2-5) (Fig. b) | <i>I. parviflora</i> DC. | |
| 2 | Mean number of teeth less than 2.5/cm (range 1-3) | | 3 |
| 3 | Mean number of teeth <i>c.</i> 1.5 /cm (range 1-2); leaves rounded to cuneate at base; teeth sharper and deeper (Fig. c) | <i>I. capensis</i> Meerb. | |
| 3 | Mean number of teeth <i>c.</i> 2.1/cm (range 1-3).; leaves cordate to cuneate at base; teeth rounder and shallow (Fig. d) | <i>I. noli-tangere</i> L. | |

Plant Crib

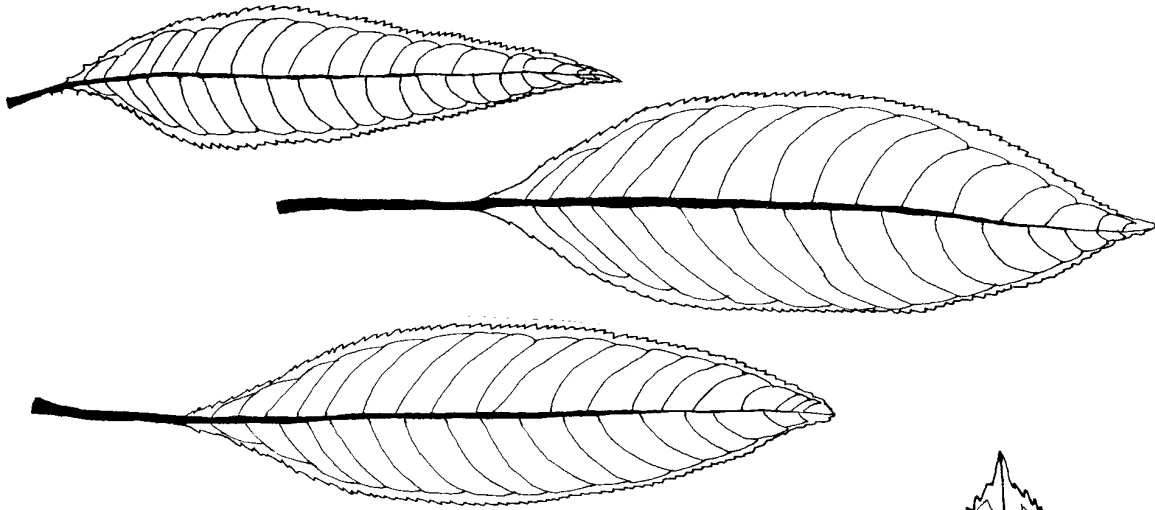


Fig. a. *Impatiens glandulifera*

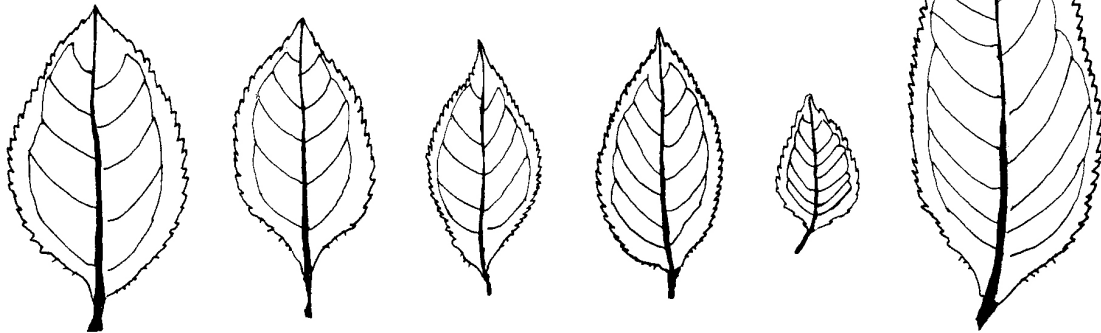


Fig. b. *Impatiens parviflora*

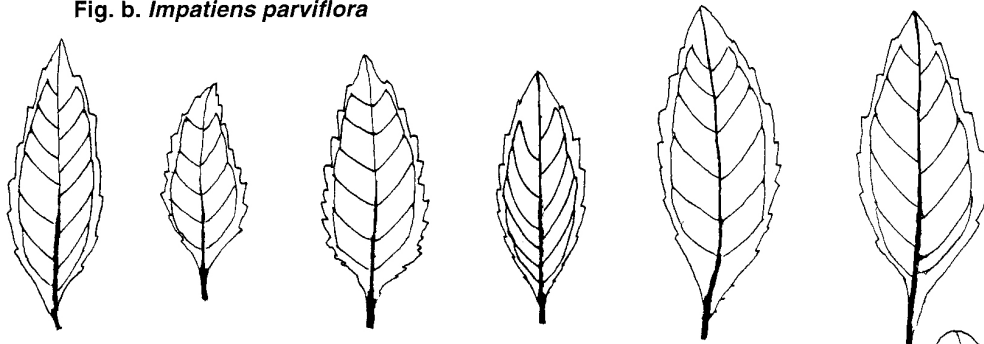


Fig. c. *Impatiens capensis*

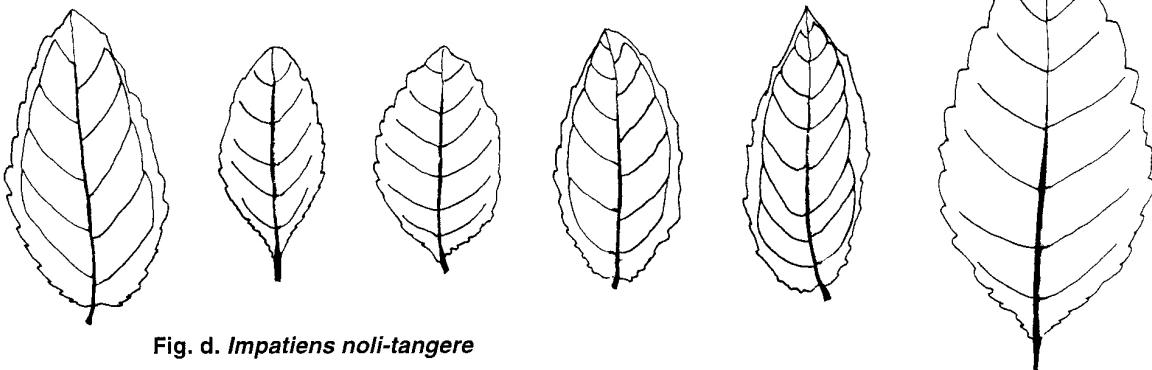


Fig. d. *Impatiens noli-tangere*

Authors

S. Williams & T. C. G. Rich, February 1998.

Botanical Society of the British Isles in association with National Museums & Galleries of Wales
Plant Crib edited T. C. G. Rich & A. C. Jermy. Produced by M. D. B. Rich.